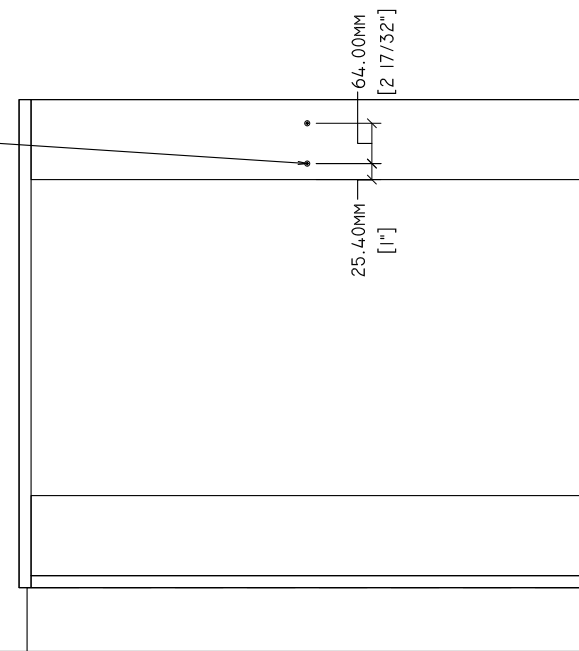


MECHANICAL FASTENERS FOR DRAWER DIVIDER SHALL BE #8 1-1/2" WOOD SCREWS



### MATERIAL NOTES

ITEM	NOM. THICK	CORE MATERIAL	CORE GRADE	FACE MATERIAL	BACK MATERIAL
LEFT VERTICAL SIDE	3/4"	VENEER CORE	N/A	RAW	RAW
RIGHT VERTICAL SIDE	3/4"	VENEER CORE	N/A	RAW	RAW
TOP HORIZONTAL COMPONENT	3/4"	VENEER CORE	N/A	RAW	RAW
BOTTOM HORIZONTAL COMPONENT	3/4"	VENEER CORE	N/A	RAW	RAW
ADJUSTABLE SHELF	1"	VENEER CORE	N/A	RAW	RAW
VERTICAL BACK COMPONENT	1/4"	VENEER CORE	N/A	RAW	RAW
HINGED DOORS	3/4"	VENEER CORE	N/A	RAW	RAW
DRAWER FRONTS	3/4"	VENEER CORE	N/A	RAW	RAW
NAILER COMPONENT	3/4"	VENEER CORE	N/A	RAW	RAW

### PERMISSIBLE TOLERANCES

- PERMISSIBLE TOLERANCES, PROVIDED ALL AESTHETIC STANDARD REQUIREMENTS ARE MET:
  - STRETCHERS AND NAILERS MAY ALLOW FOR A TOLERANCE OF +/- 1.6MM [1/16"] IN WIDTH
  - MACHINED JOINERY AND FASTENERS USED FOR STRUCTURAL PERFORMANCE MUST MAINTAIN SPACING PATTERN BASED ON TESTED PRODUCT AND ENGINEERING DRAWINGS
  - MACHINING +/- 1 MM [.039"], EXCLUDING DRILL DIAMETERS
  - ADDITIONAL FASTENERS AND/OR ADHESIVE MAY BE USED TO MEET AESTHETIC REQUIREMENTS

\*SUBJECT TO CHANGE WITHOUT NOTICE. LATEST EDITION WILL BE ENFORCED.

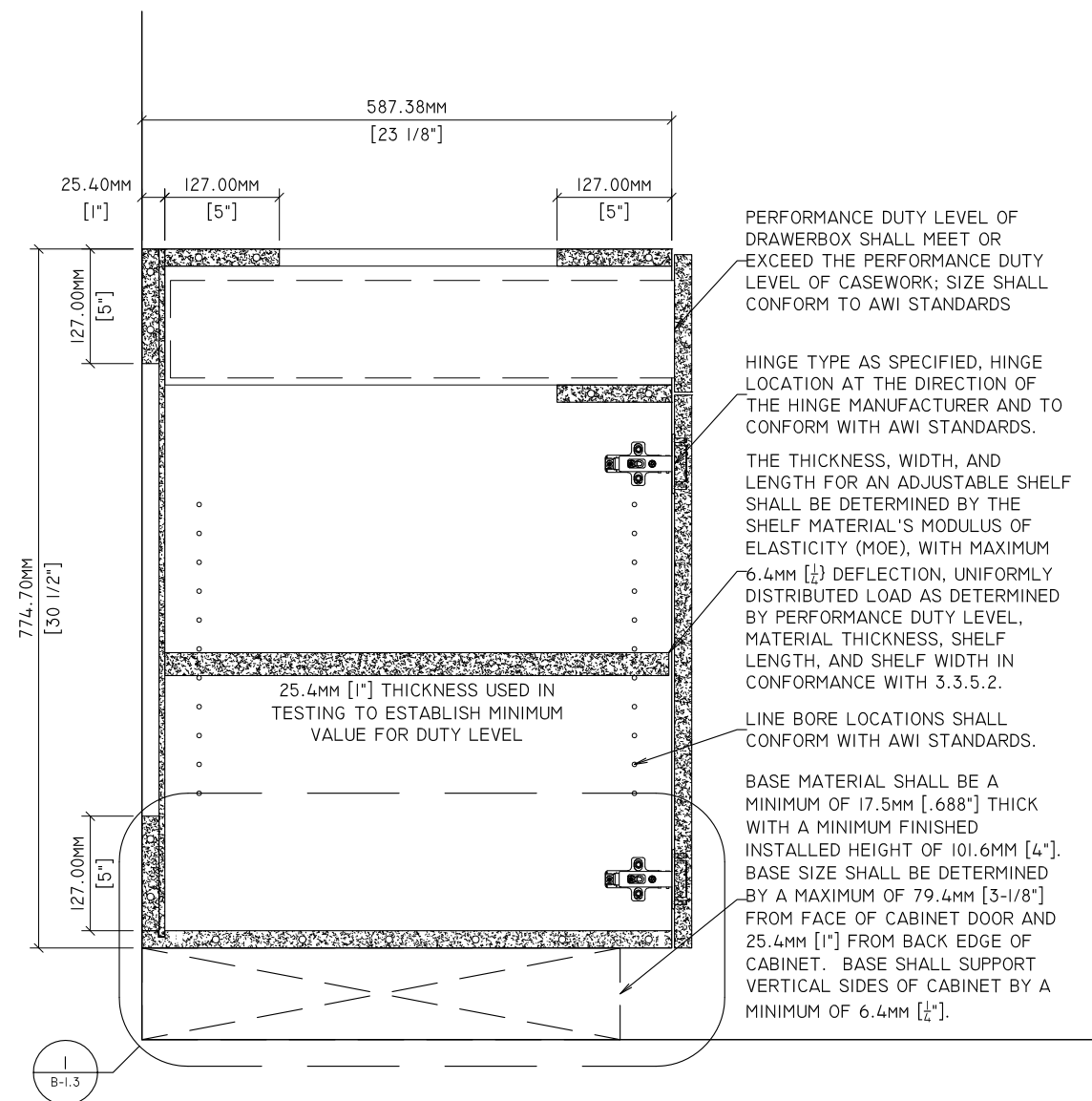
### GENERAL NOTES

- THESE DRAWINGS DO NOT INDICATE CONFORMANCE WITH AWI STANDARDS. MANUFACTURERS SHALL ACQUIRE AN OFFICIAL AWI TEST REPORT IN ORDER TO INDICATE CONFORMANCE.
- CABINET SIZE AND CONFIGURATION MAY BE ALTERED AS LONG AS JOINERY, SPACING, AND LOCATION REQUIREMENTS ARE FOLLOWED.
- ALL JOINERY SHALL MEET THE TOLERANCES OF AWI STANDARDS.
- DOWELS SHALL BE 8MM X 30MM.
- CONSTRUCTION ILLUSTRATED HEREIN IS CONFORMING FOR ALL FRAMELESS DOOR AND DRAWER OVERLAYS.

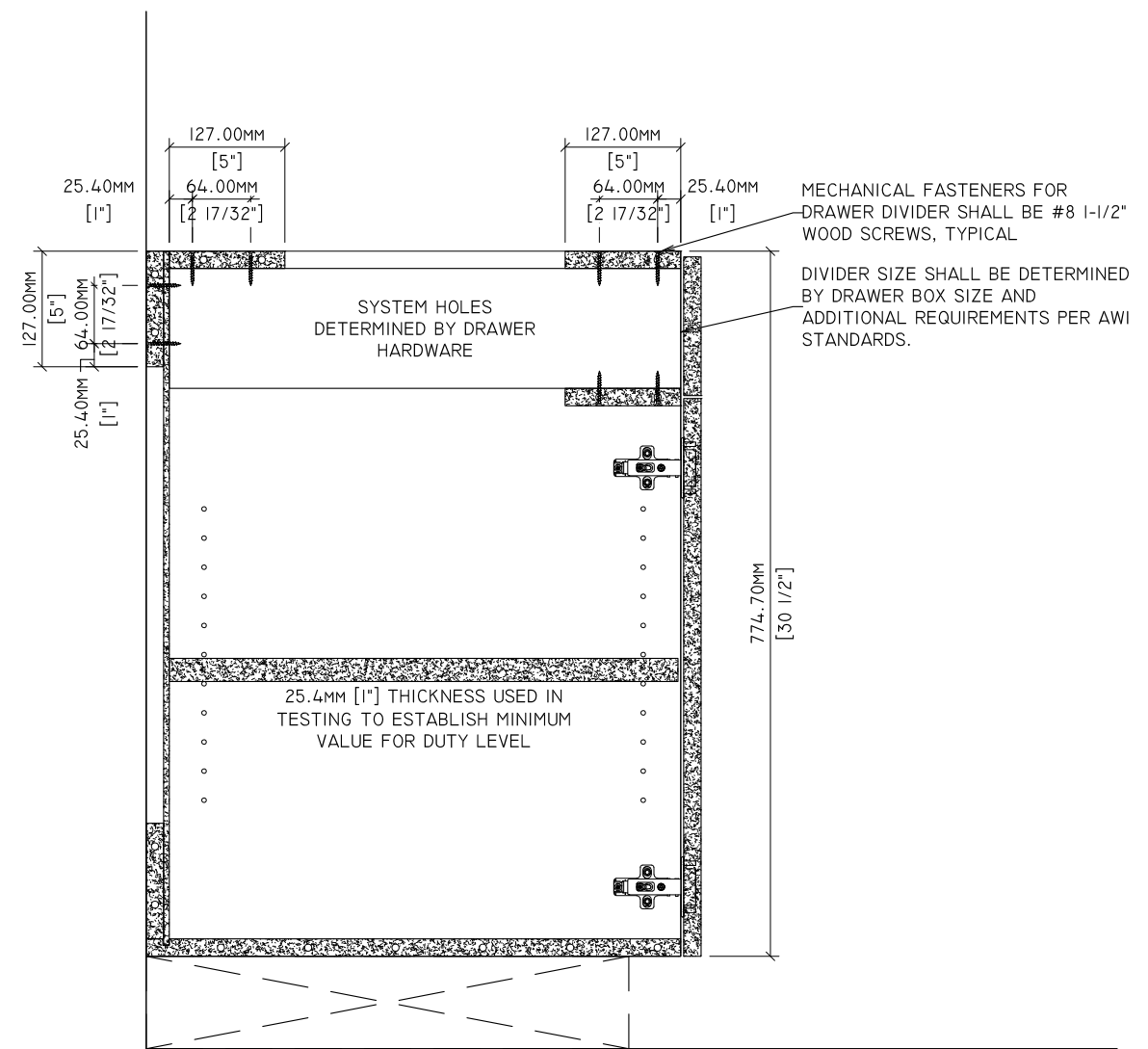


**Standards Development and Performance Testing**  
1310 Southerfield Road  
Americus, GA 31709

Drawn By:		REVISIONS		SPECIMEN DWG. NO.:
HD		1	-	B-1.1
Reviewed By:	-	2	7/7/2020	JOINERY METHOD NO.: 8MM DOWEL
Revised By:	HKM	3	7/9/2021	SPECIMEN MATERIAL: VENEER CORE
Revised By:	HKM	4	-	BATCH QUANTITY: -
Approved By:	-			SCALE: AS NOTED

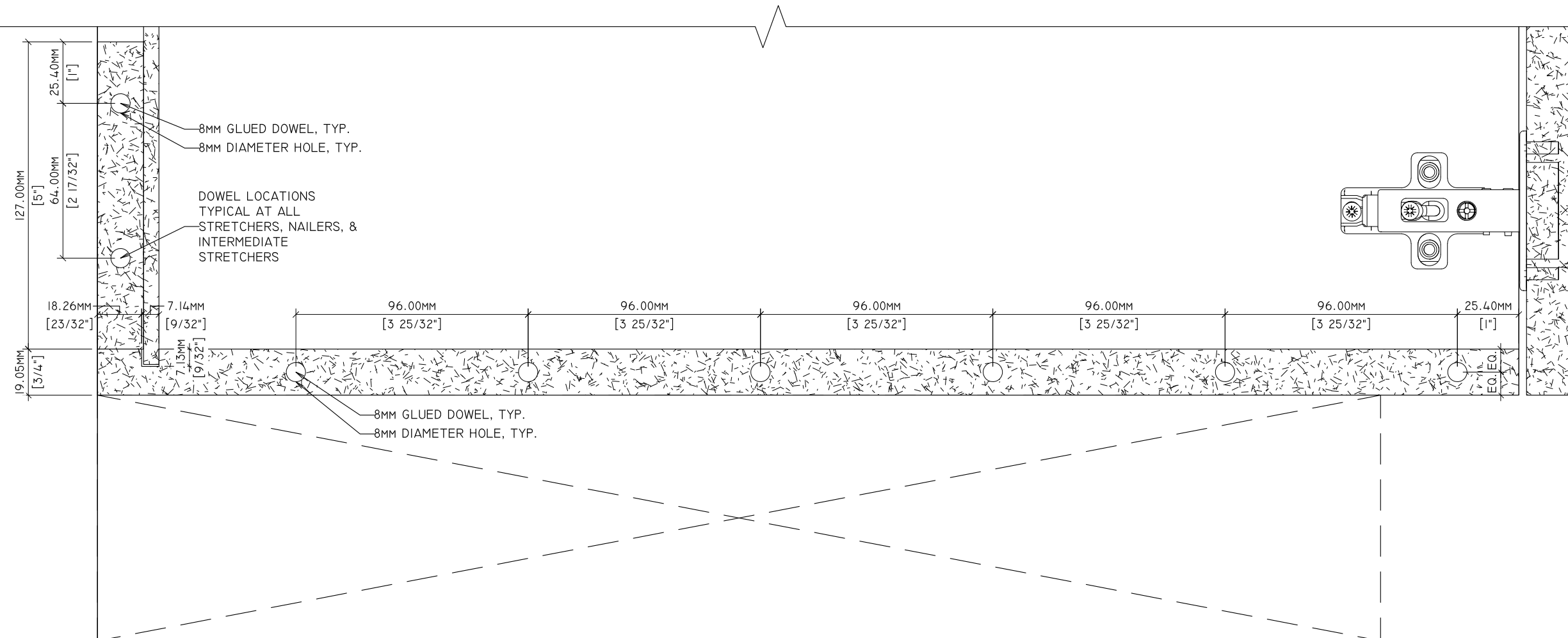


1 SECTION  
B-1.2 1-1/2" = 1'-0"



2 SECTION: DRAWER DIVIDER FASTENER LOCATIONS  
B-1.2 1-1/2" = 1'-0"

Drawn By:	HD	<b>REVISIONS</b>		SPECIMEN DWG. NO.: B-1.2
Reviewed By:	-	①	-	JOINERY METHOD NO.: 8MM DOWEL
Revised By:	HKM	②	7/7/2020	SPECIMEN MATERIAL: VENEER CORE
Revised By:	HKM	③	7/9/2021	BATCH QUANTITY: -
Approved By:	-	④	-	SCALE: AS NOTED

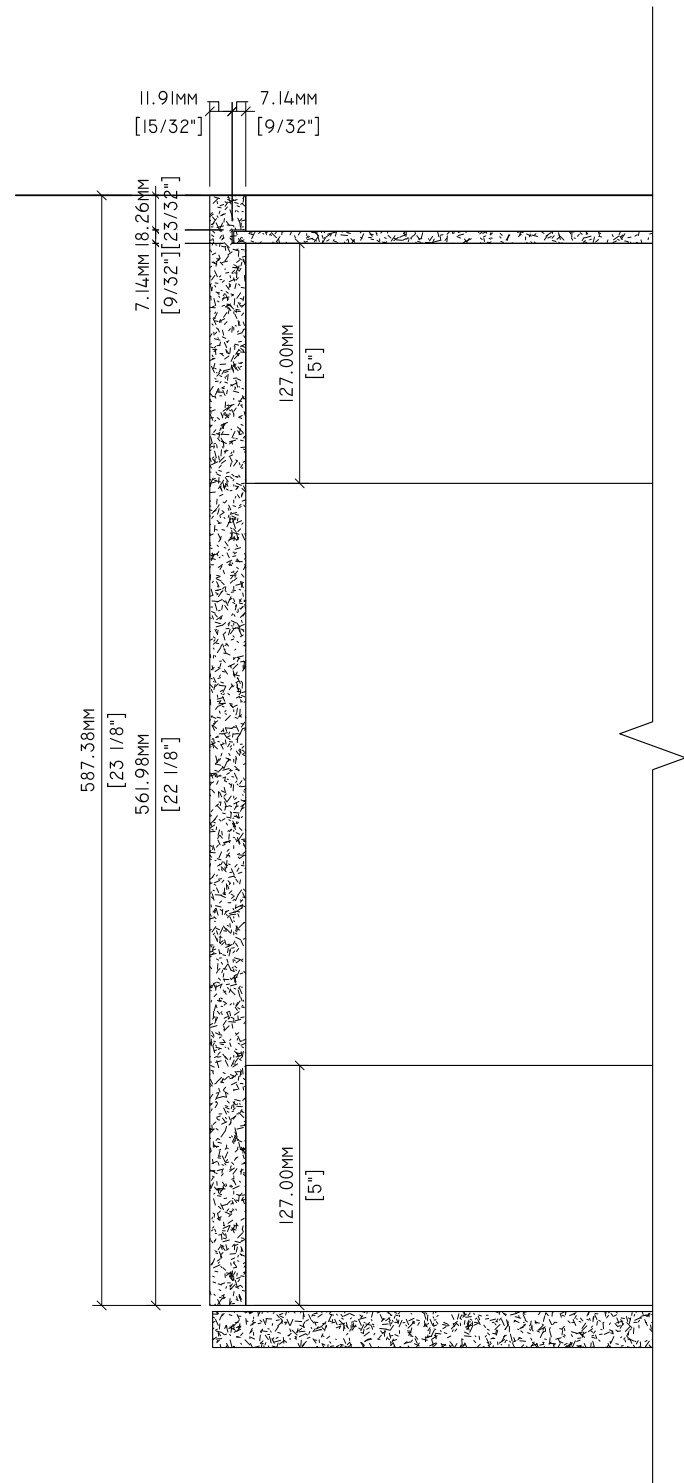


1  
 B-1.3  
 6" = 1'-0"

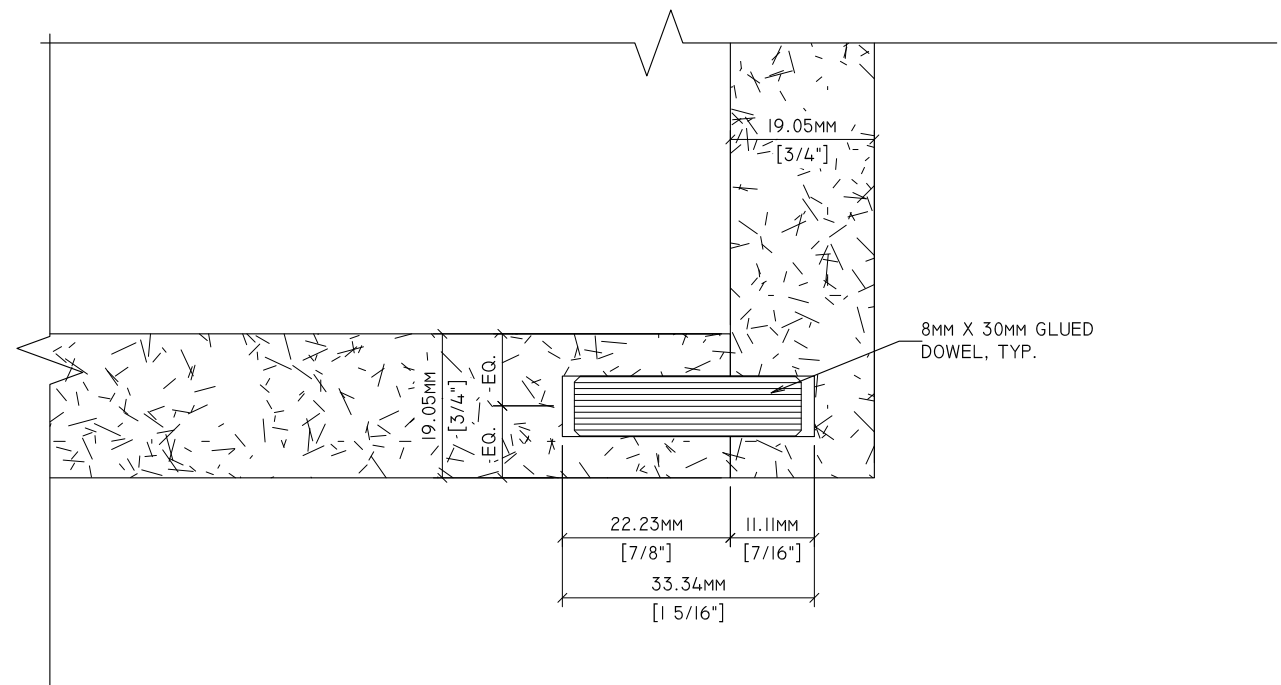


**Standards Development and Performance Testing**  
 1310 Southerfield Road  
 Americus, GA 31709

Drawn By:	HD	<b>REVISIONS</b>		SPECIMEN DWG. NO.: B-1.3
Reviewed By:	-	①	-	JOINERY METHOD NO.: 8MM DOWEL
Revised By:	HKM	②	7/7/2020	SPECIMEN MATERIAL: VENEER CORE
Revised By:	HKM	③	7/9/2021	BATCH QUANTITY: -
Approved By:	-	④	-	SCALE: AS NOTED



1 PLAN DETAIL  
B-1.4 3" = 1'-0"



2 DETAIL  
B-1.4 12" = 1'-0"

Drawn By:	HD	<b>REVISIONS</b>		SPECIMEN DWG. NO.: B-1.4
Reviewed By:	-	①	-	JOINERY METHOD NO.: 8MM DOWEL
Revised By:	HKM	②	7/7/2020	SPECIMEN MATERIAL: VENEER CORE
Revised By:	HKM	③	7/9/2021	BATCH QUANTITY: -
Approved By:	-	④	-	SCALE: AS NOTED