
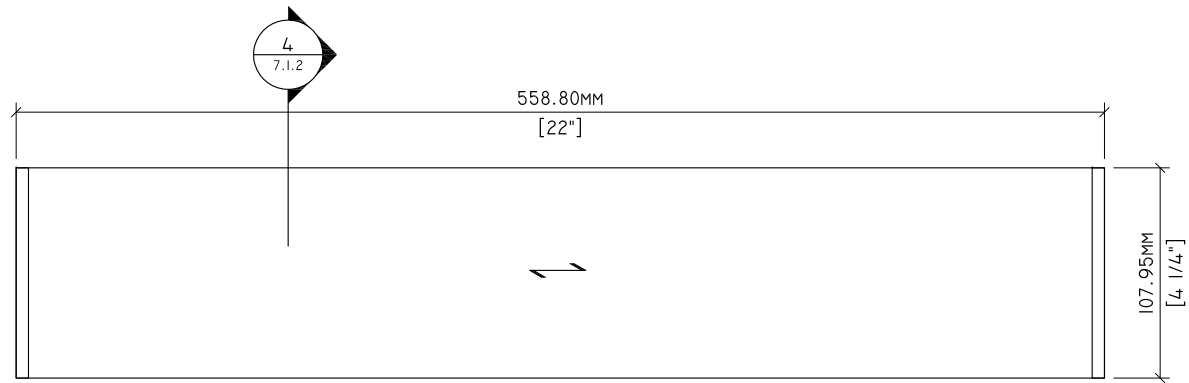


1
7.1.1 PLAN
3" = 1'-0"

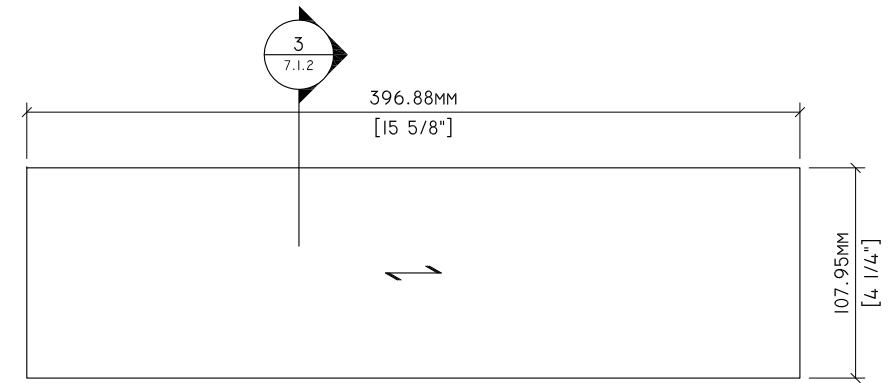


2
7.1.1 PLAN - BOTTOM
3" = 1'-0"

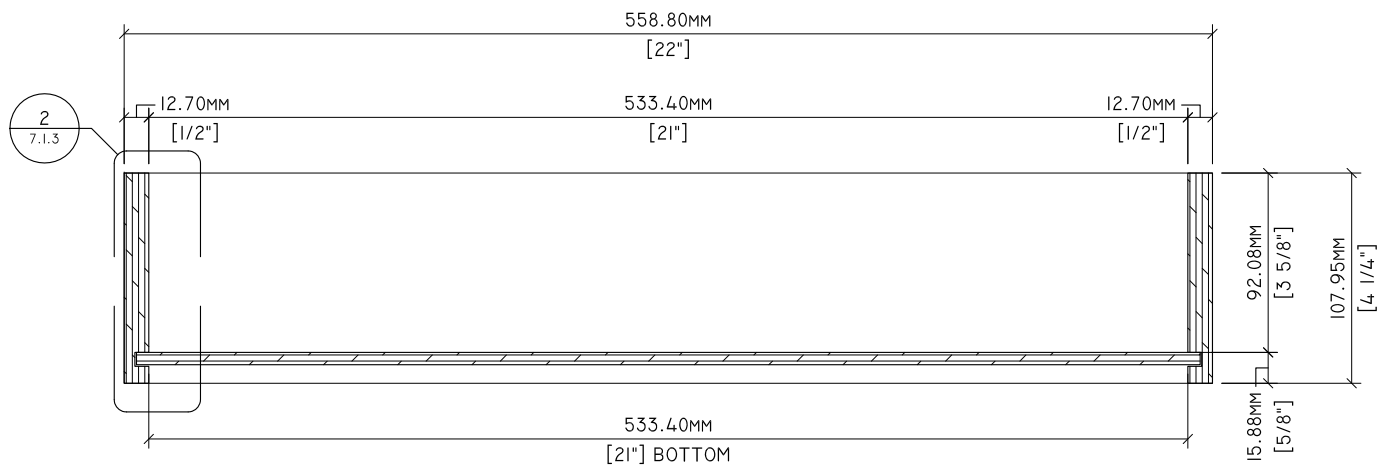
Drawn By:	HD	REVISIONS		SPECIMEN DWG. NO.: 7.1.1
Reviewed By:	-	①	-	JOINERY METHOD NO.: LOCK JOINT
Revised By:	-HKM	②	-7/30/2020	SPECIMEN MATERIAL: 1/2" M2 PARTICLE BOARD
Revised By:	-	③	-	BATCH QUANTITY: N/A
Approved By:	-	④	-	SCALE: AS NOTED




1
ELEVATION
7.1.2 3" = 1'-0"



2
ELEVATION
7.1.2 3" = 1'-0"

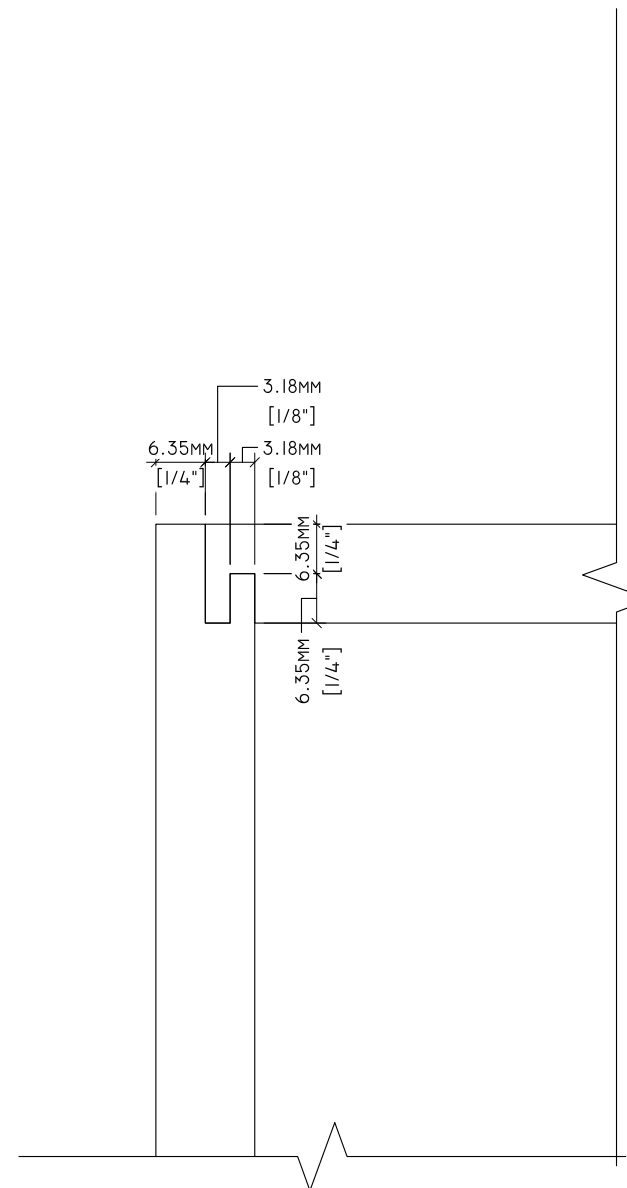


3
SECTION
7.1.2 3" = 1'-0"

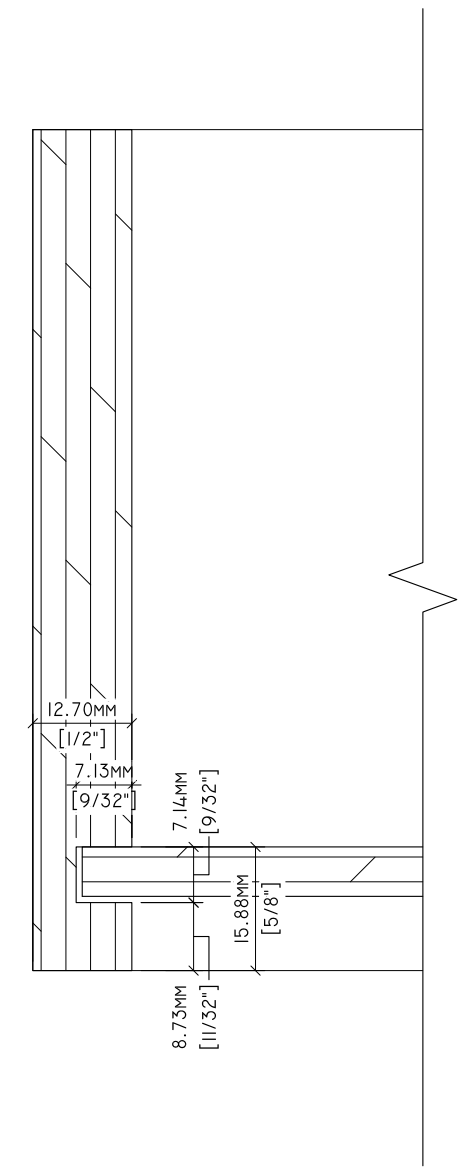


4
SECTION
7.1.2 3" = 1'-0"

Drawn By:	HD	REVISIONS		SPECIMEN DWG. NO.: 7.1.2
Reviewed By:	-	①	-	JOINERY METHOD NO.: LOCK JOINT
Revised By:	-HKM	②	-7/30/2020	SPECIMEN MATERIAL: 1/2" M2 PARTICLE BOARD
Revised By:	-	③	-	BATCH QUANTITY: N/A
Approved By:	-	④	-	SCALE: AS NOTED



1
7.1.3 12" = 1'-0" **DETAIL**



2
7.1.3 12" = 1'-0" **DETAIL**



Standards Development and Performance Testing
 1310 Southerfield Road
 Americus, GA 31709

Drawn By:	HD	REVISIONS		SPECIMEN DWG. NO.: 7.1.3
Reviewed By:	-	①	-	JOINERY METHOD NO.: LOCK JOINT
Revised By:	-HKM	②	-7/30/2020	SPECIMEN MATERIAL: 1/2" M2 PARTICLE BOARD
Revised By:	-	③	-	BATCH QUANTITY: N/A
Approved By:	-	④	-	SCALE: AS NOTED